







More Precision

optoNCDT // Laser displacement sensors (triangulation)





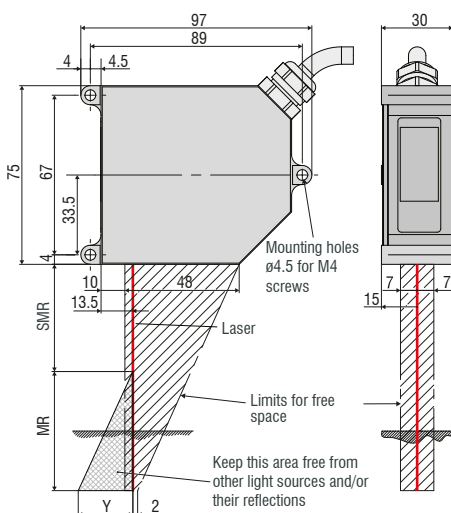
-  312Hz
375Hz
1000Hz **Adjustable measuring rate up to 49.14 kHz**
- INTER FACE** Analog (U/I) / RS422 / Ethernet / EtherCAT / PROFINET / EtherNet/IP
-  **Advanced Real-Time-Surface-Compensation**
-  **Measurement of diffuse and specular surfaces**
-  **Configuration via web interface**

The optoNCDT 2300 is the high performance version of Micro-Epsilon laser triangulation sensors and offers an adjustable measuring rate of up to 49.14 kHz. The entire electronics is integrated in a compact sensor housing which is a worldwide unique feature of this sensor class. The high precision laser sensors is particularly used for high speed applications

such as the monitoring of vibrations or measurements on challenging surfaces. It is used on diffuse reflecting surfaces and for directly reflecting surfaces when equipped with the special alignment feature. The new A-RTSC (Advanced Real Time Surface Compensation) feature is a development based on the proven RTSC technology and, with its improved

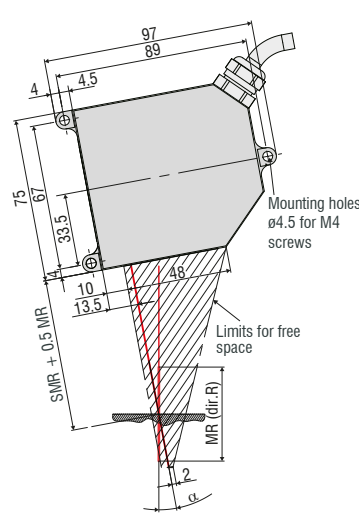
dynamic range, enables a more precise real time surface compensation during the measurement process. The optoNCDT 2300 laser sensors can be operated via a web interface which offers multiple possibilities in order to process measured values and signals, e.g., peak selection, filter and masking of the video signal.

optoNCDT 2300-2 ... 2300-100
Diffuse reflection

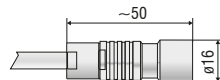


MR	SMR	Y
2	24	1.5
5	24	3.5
10	30	6.5
20	40	10.0
50	45	23.0
100	70	33.5

optoNCDT 2300-2 ... 2300-20
Direct reflection

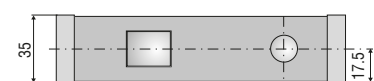
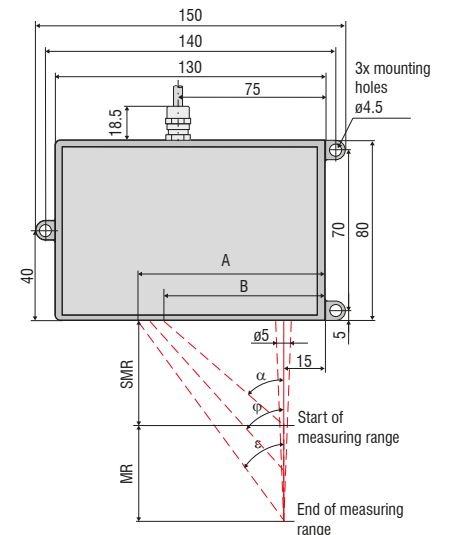


Connector (sensor side)



MR	SMR + 0.5 MR	α
2	25	20.5 °
5	26.5	20 °
10	35	17.5 °
20	50	13.8 °

optoNCDT 2300-200 / 2300-300



MR	α	φ	ε	A	B
200	25.1 °	16.7 °	13.1 °	91.6	76
300	18.3 °	12.2 °	9.6 °	99.4	81

Model	ILD2300-2	ILD2300-5	ILD2300-10	ILD2300-20	ILD2300-50	ILD2300-100	ILD2300-200	ILD2300-300	
Measuring range ¹⁾	2 (2) mm	5 (2) mm	10 (5) mm	20 (10) mm	50 (25) mm	100 (50) mm	200 (100) mm	300 (150) mm	
Start of measuring range ¹⁾	24 (24) mm	24 (24) mm	30 (35) mm	40 (50) mm	45 (70) mm	70 (120) mm	130 (230) mm	200 (350) mm	
Mid of measuring range ¹⁾	25 (25) mm	26.5 (25) mm	35 (37.5) mm	50 (55) mm	70 (82.5) mm	120 (145) mm	230 (280) mm	350 (425) mm	
End of measuring range ¹⁾	26 (26) mm	29 (26) mm	40 (40) mm	60 (60) mm	95 (95) mm	170 (170) mm	330 (330) mm	500 (500) mm	
Measuring rate	7 adjustable stages: 49.14 kHz ²⁾ / 30 kHz / 20 kHz / 10 kHz / 5 kHz / 2.5 kHz / 1.5 kHz								
Linearity	< ±0.6 μm	< ±1.5 μm	< ±2 μm	< ±4 μm	< ±10 μm	< ±20 μm	< ±60 μm	< ±90 μm	
	< ±0.03 % FSO			< ±0.02 % FSO			< ±0.03 % FSO		
Resolution ³⁾	0.03 μm	0.08 μm	0.15 μm	0.3 μm	0.8 μm	1.5 μm	3 μm	4.5 μm	
Light spot diameter (±10 %)	SMR	55 x 85 μm	70 x 80 μm	75 x 85 μm	140 x 200 μm	255 x 350 μm	350 μm	580 x 860 μm	
	MMR	23 x 23 μm	30 x 30 μm	32 x 45 μm	46 x 45 μm	70 x 70 μm	130 μm	380 x 380 μm	
	EMR	35 x 85 μm	70 x 80 μm	110 x 160 μm	140 x 200 μm	255 x 350 μm	350 μm	470 x 530 μm	
Light source	Semiconductor laser < 1 mW, 670 nm (red)								
Laser safety class	Class 2 in accordance with DIN EN 60825-1: 2015-07 / optional class 3R								
Permissible ambient light	10,000...40,000 lx								
Supply voltage	11 ... 30 VDC								
Power consumption	< 3 W (24 V)								
Signal input	Laser on/off, sync in, trigger in								
Digital interface	RS422 (16 bit) / Ethernet / EtherCAT / PROFINET ⁴⁾ / EtherNet/IP ⁴⁾								
Analog output ⁴⁾	4 ... 20 mA / 0 ... 5 V / 0 ... 10 V / ±5 V / ±10 V								
Synchronization	possible for simultaneous or alternating measurements								
Connection	integrated pigtail 0.25 m with 14-pin cable connector, min. bending radius 30 mm (fixed installation); optional extension to 3 m / 6 m / 9 m possible (see accessories for suitable connection cable)								
Installation	Screw connection via three mounting holes								
Temperature range	Storage	-20 ... +70 °C (non-condensing)							
	Operation	0 ... +50 °C (non-condensing)							
Shock (DIN EN 60068-2-29)	15 g / 6 ms in 3 axes								
Vibration (DIN EN 60068-2-6)	2 g / 20 ... 500 Hz								
Protection class (DIN EN 60529)	IP65								
Material	Die-cast zinc housing						Aluminum housing		
Weight	approx. 550 g (incl. pigtail)								
Control and display elements	Web interface for setup: user management, measurement settings, data output, measurement control, parameters, extras; 2 x color LEDs for Status / Ethernet and EtherCAT								

FSO = Full Scale Output

SMR = Start of measuring range, MMR = Mid of measuring range, EMR = End of measuring range

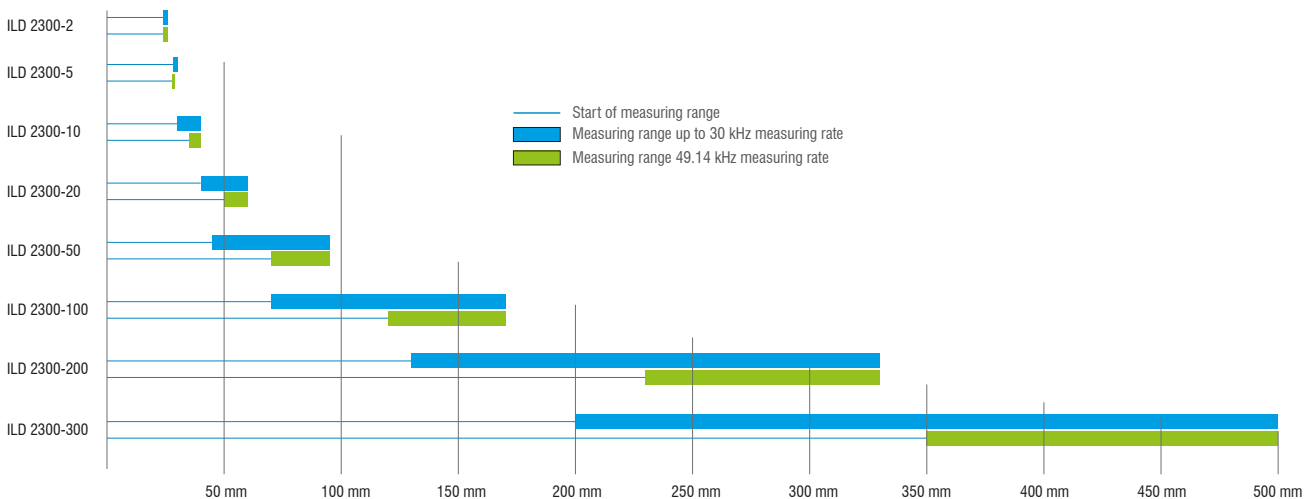
The specified data apply to white, diffuse reflecting surfaces (Micro-Epsilon reference ceramic for ILD sensors)

¹⁾ Value in brackets is valid for a measuring rate of 49.14 kHz

²⁾ Measuring rate of 49.14 kHz with reduced measuring range (in brackets)

³⁾ Measuring rate of 20 kHz

⁴⁾ Connection via interface module (see accessories)



Accessories for all optoNCDT series**Power supply**

- PS 2020 (power supply 24 V / 2.5 A, input 100 - 240 VAC, output 24 VDC / 2.5 A, mounting onto symmetrical standard rail 35 mm x 7.5 mm, DIN 50022)

Controller unit for evaluation and signal conversion

- C-Box/2A (controller for conversion and evaluation of up to 2 sensor signals)

Interface card

- IF2008PCI / IF2008PCle (interface card for multiple signal processing; analog and digital interfaces)

USB converter

- IF2001/USB RS422/USB converter (converter for digital signals in USB)
- IF2004/USB 4-channel RS422/USB converter (converter for up to 4 digital signals in USB)

Interface module for Industrial Ethernet connection

- IF2030/PNET
- IF2030/ENETIP

Accessories optoNCDT 1420/1402CL1**Supply and output cable (drag-chain suitable)**

- PCF1420-1/I (1 m, output 4 ... 20 mA)
- PCF1420-1/I(O1) (1 m, output 4...20 mA)
- PCF1420-3/I (3 m, output 4 ... 20 mA)
- PCF1420-6/I (6 m, output 4 ... 20 mA)
- PCF1420-10/I (10 m, output 4 ... 20 mA)
- PCF1420-15/I (15 m, output 4 ... 20 mA)
- PCF1420-3/U (3 m, with integrated resistor, output 1 ... 5 VDC)*
- PCF1420-6/U (6 m, with integrated resistor, output 1 ... 5 VDC)*
- PCF1420-10/U (10 m, with integrated resistor, output 1 ... 5 VDC)*
- PCF1420-15/U (15 m, with integrated resistor, output 1 ... 5 VDC)*
- PCF1420-3/IF2008 (3 m, interface and supply cable)
- PCF1420-6/IF2008 (6 m, interface and supply cable)
- PCF1420-10/IF2008 (10 m, interface and supply cable)
- PCF1420-3/C-Box (3 m)

* on request with output 2 ... 10 VDC

Supply and output cable, suitable for use with robots

(available in 90° version)

- PCR1402-3/I (3 m)
- PCR1402-6/I (6 m)
- PCR1402-8/I (8 m)

Accessories for optoNCDT 1750BL / 1750DR / 1710 / 1710BL**Supply and output cable (drag-chain suitable)**

- PC1700-3 (3 m)
- PC1700-10 (10 m)
- PC1700-10/IF2008 (10 m, for use with interface card IF2008)
- PC1750-3/C-Box (3 m)
- PC1750-6/C-Box (6 m)
- PC1750-9/C-Box (9 m)

Supply and output cable (suitable for use with robots)

- PCR1700-5 (5 m)
- PCR1700-10 (10 m)

Supply and output cables for temperatures up to 200 °C

- PC1700-3/OE/HT (3 m)
- PC1700-6/OE/HT (6 m)
- PC1700-15/OE/HT (15 m)

Protection housing

- SGH model (sizes S and M)
- SGHF model (sizes S and M)
- SGHF-HT model

Accessories for optoNCDT 2300/2300LL/2300BL/2300-2DR**Supply and output cable**

- PC2300-0,5Y (connection cable to PC or PLC; for operation a PC2300-3/SUB-D will be required)
- PC2300-3/SUB-D (3 m; for operation a PC2300-0,5Y will be required)
- PC2300-3/IF2008 (interface and supply cable)
- PC2300-3/OE (3 m)
- PC2300-6/OE (6 m)
- PC2300-9/OE (9 m)
- PC2300-15/OE (15 m)
- PC2300-3/C-Box/RJ45 (3 m)

* other cable lengths on request

Protection housing

- SGH model (sizes S and M)
- SGHF model (sizes S and M)
- SGHF-HT model

Supply and output cables for temperatures up to 200 °C

- PC2300-3/OE/HT (3 m)
- PC2300-6/OE/HT (6 m)
- PC2300-9/OE/HT (9 m)
- PC2300-15/OE/HT (15 m)



optoNCDT Demo Tool

The scope of supply includes a software for easy sensor configuration. The settings can be implemented conveniently via a Windows user interface on the PC. The sensor parameters are transmitted to the sensor via the serial port and can also be saved if required. The software is available as single and multi-channel version. The sensor is connected to the PC via the sensor cable using a USB converter. [for any ILD sensor]

Free download

Download free of charge from www.micro-epsilon.com/download: software, driver and well-documented driver DLL for easy sensor integration in existing or customer software.

Protection housing for demanding environments

To protect the optoNCDT laser sensors in harsh environments, protective housings are available in different designs.

SGH model

Completely enclosed housing with an integrated front window, where the sensor measures through the window. The water-resistant housing provides protection against solvents and detergents.

SGHF model

With window and compressed-air connection ideal for high ambient temperatures. The integrated air cooling of the housing offers optimum protection for the sensor.

SGHF-HT model

This water-cooled protection housing with window and compressed-air connection is designed for measurement tasks in ambient temperatures up to 200 °C.

Suitable for all long-range sensors

optoNCDT 1710

optoNCDT 1750-500 and optoNCDT 1750-750

optoNCDT 2310

optoNCDT 2300 - 200

Maximum ambient temperature 200 °C

Maximum temperature of cooling water $T(\max) = 10\text{ °C}$

Minimum water flow rate $Q(\min) = 3\text{ liters/min}$



SGHx IL D size S (140x140x71 mm)
for optoNCDT 1750 / 2300 dimensions 97x75 mm



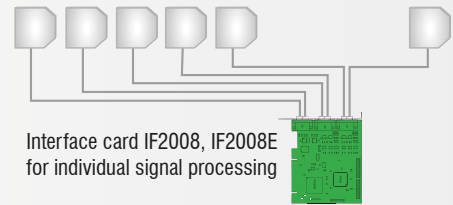

SGHx IL D size M (140x180x71 mm)
for optoNCDT 1750 / 2300 dimensions 150x80 mm

IF2008PCI/IF2008PCIe - PCI Interface card for synchronous data acquisition

The absolutely synchronous data acquisition is a decisive factor for the planarity or thickness measurement using several laser sensors. The IF2008PCI interface card is designed for installation in PCs and enables the synchronous capture of four digital sensor signals and two encoders. The data are stored in a FIFO memory in order to enable resource-saving processing in blocks in the PC. The IF2008E expansion board enables to detect in addition two digital sensor signals, two analog sensor signals and eight I/O signals.


Special features

- IF2008 basic printed circuit board: 4 digital signals and 2 encoders
- IF2008E - Expansion board: 2x digital signals, 2x analog signals and 8x I/O signals



IF2001/USB converter RS422 to USB

The RS422/USB converter transforms digital signals from a laser-optical sensor into a USB data packet. The sensor and the converter are connected via the RS422 interface of the converter. Data output is done via USB interface. The converter loops through further signals and functions such as laser on/off, switch signals and function output. The connected sensors and the converter can be programmed through software.

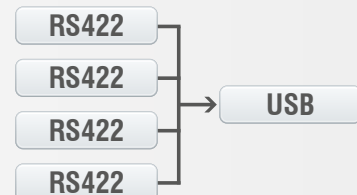


IF2004/USB: 4-channel converter from RS422 to USB

The RS422/USB converter is used for transforming digital signals from up to four optical sensors into USB data signals. The converter has four trigger inputs and a trigger output for connecting additional converters. Data is output via an USB interface. The connected sensors and the converter can be programmed through software.

Special features

- 4x digital signals via RS422
- 4x trigger inputs, 1x trigger output
- Synchronous data acquisition
- Data output via USB

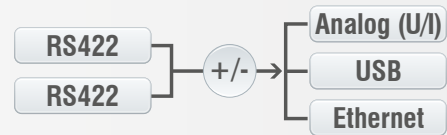


C-Box/2A Controller for D/A conversion and evaluation

C-Box/2A is used for fast D/A conversion of two digital input signals or for evaluating two digital sensor signals. The controller is compatible with the optoNCDT 1420, 1750 und 2300 models. Handling of the C-Box/2A and of the connected sensors are performed via web interface. Averaging functions, thickness, diameter, step and inclinations can be calculated. The D/A conversion is executed at 16 bit and max. 70 kHz.

Special features

- Trigger input
- Multi-function output
- Measurement value output via Ethernet, USB, analog output
4 ... 20 mA / 0 ... 5 V / 0 ... 10 V / ± 5 V / ± 10 V
(scalable via web interface)
- 2x switching outputs for sensors or C-Box/2A status
- Parallel data output via 3 output interfaces



IF2030

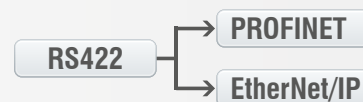
Interface module for Industrial Ethernet connection

The IF2030 interface modules are designed for easy connection of Micro-Epsilon sensors to Ethernet-based fieldbuses, e.g., plant control systems. The PROFINET and Ethernet/IP modules are compatible with sensors that output data via an RS422 or RS485 interface. These modules operate on the sensor side with up to 4 MBd and have two network connections for different network topologies. Installation in switching cabinets is via a DIN rail.



EtherNet/IP[®]

PROFI[®]
NET



Sensors and Systems from Micro-Epsilon



Sensors and systems for displacement, distance and position



Sensors and measurement devices for non-contact temperature measurement




Measuring and inspection systems for metal strips, plastics and rubber



Optical micrometers and fiber optics, measuring and test amplifiers



Color recognition sensors, LED analyzers and inline color spectrometers



3D measurement technology for dimensional testing and surface inspection